



BUREAU OF BUDGET & MANAGEMENT RESEARCH

OFFICE OF THE GOVERNOR

Post Office Box 2950, Hagåtña Guam 96932

EDDIE BAZA CALVO
GOVERNOR

RAY TENORIO
LIEUTENANT GOVERNOR

JOHN A. RIOS
DIRECTOR

32-13-991
 Office of the Speaker
 Judith T. Won Pat, Ed. D.
 Date: 11/28/13
 Time: 5:25 PM
 Received by: [Signature]

The Honorable Judith Won Pat
 Speaker
 I Mina'trentai Dos Na Liheslaturan Guåhan
 Thirty-Second Guam Legislature
 155 Hesler Place
 Hagåtña, Guam 96910


November 20, 2013

Dear Speaker Won Pat:



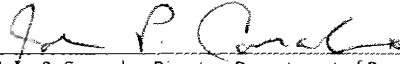
Enclosed is the Consolidated Revenue/Expenditure Report for the period ending October 31, 2013. There are several statutes requiring monthly reports of revenues in addition to a report requiring both revenue and expenditure comparisons. In an effort to mitigate misunderstanding of the different amounts being reported, it was necessary to submit a "consolidated" report which contains all the comparative information pursuant to each of the statutory reporting requirements. In this format, it is evident that there are varying numbers due to the different "basis of comparison". It should be noted that the amounts reflected in this report are subject to internal audit and analysis and therefore are subject to change, which is the nature of these interim reports. However, it is submitted to meet compliance with each reporting mandate. It is important to note that the Department of Administration, Department of Revenue and Taxation and the Bureau of Budget and Management Research are continuing their efforts to improve the format, content and usefulness of this report.

Should you have any questions, please do not hesitate to call me.

Sincerely,


 JOHN A. RIOS
 Enclosures

2013 NOV 21 AM 9:06


Certification of information contained in Enclosures subject to Note 1.
 John A. Rios, Director, Bureau of Budget and Management Research
 Benita A. Manglona, Director, Department of Administration
 John P. Camacho, Director, Department of Revenue and Taxation

Government of Guam
Consolidated Revenue / Expenditure Report¹
General Fund

	Combined Comparative Statement of Revenues MONTHLY ACTUAL Collection Comparison FY2014 and FY2013 For the Month Ending October		Combined Comparative Statement of Revenues YTD ACTUAL Collection Comparison FY2014 and FY2013 One months ending October 2014	
	October 2013	October 2012	Fiscal Year 2014	Fiscal Year 2013
		Increase (Decrease)		Increase (Decrease)
Income Taxes				
Individual	\$ 5,965,053	\$ 7,309,792	\$ 5,965,053	\$ 7,309,792
Corporation	3,885,632	3,800,712	3,885,632	3,500,712
Withholding	18,575,612	17,003,353	18,575,612	17,003,353
Withholding - COIA	217,954	403,218	217,954	403,218
Interest & Penalties	217,954	403,218	217,954	403,218
Income Taxes	28,644,250	28,217,075	28,644,250	28,217,075
Business privilege taxes				
Gross Receipts Taxes	19,300,127	18,731,129	19,300,127	18,731,129
Other Taxes	188	225	188	225
Admissions tax	112,733	161,390	112,733	161,390
Use Tax	19,413,047	18,892,744	19,413,047	18,892,744
Business Privilege Taxes	128,366	124,747	128,366	124,747
Licenses, Fees & Penalties	3,619	3,619	3,619	3,619
Use of Money & Property	9,484	11,706	9,484	11,706
Federal Sources	5,287,206	4,876,671	5,287,206	4,876,671
Department Charges				
Agriculture	339	268	339	268
Police & Corrections	10	10	10	10
Public Works	3,108	1,635	3,108	1,635
Public Health	770	13,018	770	13,018
Commerce	38,748	25,089	38,748	25,089
Other charges	170,530	84,830	170,530	84,830
Department Charges	213,504	124,840	213,504	124,840
TOTAL GENERAL FUND REVENUES	\$ 53,695,857	\$ 52,247,783	\$ 53,695,857	\$ 52,247,783

		PROVISION FOR TAX REFUNDS		
Budget (Provision per P.L. 32-068)	\$	8,444,885	\$	1,809,597
DRT Estimated (Subject to change and to be recorded on DOA books)	\$	8,444,885	\$	1,809,597
	\$	6,635,288	\$	6,635,288
	\$	8,444,885	\$	6,635,288

DRAFT

Footnotes
1. Revenues are based on a modified actual basis of accounting as determined in GASB 34. During the year, revenues are recognized on a cash basis, but at year end an accrual is made in accordance with GASB 33.
2. Estimates are recorded for the provision for 2014 Refunds & Section 50 is provided for 12 months

Note: 1. Data computed herein are subject to change, as additional reconciliations are performed and obtained that substantiates the correct presentation of the underlying revenue transactions.

Government of Guam
Consolidated Revenue / Expenditure Report¹
General Fund

	MONTHLY ADOPTED REVENUE ALLOCATED vs. MONTHLY ACTUAL REVENUE For the Month Ending October		Quarterly ADOPTED REVENUE ALLOCATED vs. Quarterly ACTUAL REVENUE For the 1st Quarter 2014	
	FY2014 Adopted Revenues Allocated for the Month October	FY2014 Actual Collections For the Month October	FY2014 Adopted Revenues Allocated for the Quarter	FY2014 Actual Collections for the Quarter
Income Taxes				
Individual	\$ 8,155,838	\$ 5,965,053		(2,190,786)
Corporation	4,161,508	3,885,632		(277,876)
Withholding	16,234,341	18,575,612		2,341,271
Withholding - COLA				
Interest & Penalties	449,232	217,954		(231,278)
Income Taxes	29,002,919	28,644,250		(358,669)
Business privilege taxes				
Gross Receipts Taxes	19,532,854	19,300,127		(232,727)
Other Taxes	171	188		14
Admissions tax	183,464	312,733		(70,761)
Use Tax				
Business Privilege Taxes	19,716,521	19,413,047		(303,474)
Licenses, Fees & Penalties	314,531	328,366		13,835
Use of Money & Property	314,531	328,366		(101,176)
2. Federal Sources	5,417,909	5,287,286		(130,703)
Department Charges				
Agriculture	277	339		62
Police & Corrections	-	30		10
Public Works	1,631	3,108		1,477
Public Health	33,951	770		(33,181)
Commerce	25,412	48,748		23,336
Other charges	88,090	170,530		82,530
Department Charges	129,270	213,504		84,234
TOTAL GENERAL FUND REVENUES	\$ 54,491,811	\$ 53,695,857		\$ (795,953)

Footnote:

¹ Revenues are based on a modified accrual basis of accounting as determined in GASB 34. During the year, revenues are recognized for a cash basis. Both at year end an accrual is made in accordance with GASB 34.

² This information will be updated in the quarter ending 12/31/2013.

³ Based on Adopted Revenues allocated per PL 1-1008.

DRAFT

Government of Guam
Consolidated Revenue / Expenditure Report^{1,2}
General Fund

	YTD ADOPTED REVENUES ALLOCATED vs. YTD ACTUAL COLLECTIONS One Month Ending October 2013		FY2014 ADOPTED REVENUES vs. PROJECTED REVENUES to Year End Pursuant to 26CA, Ch. 13 §13109(a)(1) [due no later than 20 days after month-end]; 5GCA, Ch. 4 §4109(c)(3) [due no later than 30 days after month-end]; and P.L. 31-253, Ch. XIII §7 [due no later than 30 days after month-end]		
	FY2014 Adopted Revenues for the Cumulative Period ³	FY2014 Actual Revenues for the Cumulative Period	FY2014 Adopted Revenues (Full Year Projection) ⁴	FY2014 Revenue Tracking	
Income Taxes				Favorable Increase (Decrease)	
Individual	\$ 8,155,838	\$ 5,965,053	\$ 84,982,063	\$ 81,964,767	\$ (3,017,296)
Corporation	4,163,508	3,885,632	104,887,419	96,927,910	(7,959,509)
Withholding	16,234,341	18,575,612	218,843,712	250,077,286	31,233,573
Withholding - COLA			5,860		(5,860)
Interest & Penalties	449,232	217,954	3,406,189		(3,406,189)
Income Taxes	29,002,919	28,644,250	412,125,244	428,969,963	16,844,719
Business Privilege Taxes					
Gross Receipts Taxes	19,532,854	19,300,127	232,826,385	230,203,911	(2,622,474)
Other Taxes	173	188	6,290		(6,290)
Admissions tax	183,494	112,733	2,625,842	1,595,392	(1,030,450)
Use Tax					
Business Privilege Taxes	19,716,521	19,413,047	235,458,517	231,799,303	(3,659,214)
Licenses, Fees & Penalties	114,531	128,366	4,711,185	5,298,566	587,381
Use of Money & Property	110,660	9,484	1,627,655	132,723	(1,494,932)
Federal Sources	5,417,909	5,287,206	65,136,872	63,446,472	(1,690,400)
Department Charges					
Agriculture	277	339	13,457		(13,457)
Police & Corrections	-	10	49		(49)
Public Works	1,631	3,108	32,408		(32,408)
Public Health	13,951	770	65,769		(65,769)
Commerce	25,412	38,748	378,137		(378,137)
Other charges	88,000	170,530	1,322,696	3,041,168	1,718,471
Department Charges	129,270	213,504	1,812,516	3,041,168	1,228,652
TOTAL GENERAL FUND REVENUES	\$ 54,491,811	\$ 53,695,857	\$ 720,871,989	\$ 732,688,104	\$ 11,816,205
					1.64%

Footnotes

¹ Revenues are based on a modified accrual basis of accounting as determined in GASB 34. During the year, revenues are recognized on a cash basis, but at year end an accrual is made in accordance with GASB 34.

² Based on Adopted Revenues allocated per P.L. 32-068.

³ Based on Adopted Revenues allocated per P.L. 32-068.

Note 1: Data contained herein are subject to change as additional reconciliations are performed and obtained from subsidiaries; the correct presentation of the underlying revenue transactions.

DRAFT

Government of Guam
Consolidated Revenue/Expenditure Report
General Fund
As of October 31, 2013

(Pursuant to §4109 (c) (3) of Title 5 GCA)
 General Fund

	<u>APPROPRIATIONS^{1/}</u>	<u>EXPENDITURES^{2/}</u>	<u>ENCUMBRANCES</u>	<u>FUNDS AVAILABLE</u>
EXECUTIVE DIRECTION				
Office of I Magalahaen Guahan	5,608,429	216,821	195,166	5,196,442
Office of I Seguntha Na Magalahaen Guahan	250,000	38,285	1,836	209,879
Commission on Decolonization	220,507	11,273	20	209,214
Department of Veterans Affairs	619,379	12,651	-	606,728
Bureau of Budget & Management Research	941,499	51,961	-	889,538
Civil Service Commission	837,205	44,591	73,004	719,610
Guam Election Commission	950,781	27,404	181,715	741,662
Bureau of Statistics & Plans	1,134,243	48,679	19,019	1,066,545
Public Works	9,685,537	453,123	433,242	8,798,972
Public Works- Acquisition of Property - Iiyau Parkway Project	1,500,000			
Public Works- Fleet and Fuel Mgmt Monitoring System	250,000			
Department of Land Management	458,375	46,426	232,128	79,822
Military Affairs	682,842	13,614	-	669,228
TOTAL	22,838,597	964,827	1,136,129	19,187,641
PUBLIC SAFETY				
Guam Police Department	27,124,988	1,251,374	201,050	25,672,564
GPD - Police Officer Training Cycle	860,000			
Corrections	19,216,100	164,345	2,353,528	16,698,227
Corrections - Cost of Care & Custody of Prisoners in Fed Fac				696,000
Guam Fire Department	27,613,540	1,516,115	212,851	25,884,574
Youth Affairs	4,498,200	206,422	102,115	4,189,663
Youth Affairs- Runaway, Homeless or Victims of Abuse				321,556
Chief Medical Examiner	414,009	19,211	2,500	392,298
TOTAL	80,684,393	3,157,467	2,872,045	73,854,881
HOMELAND SECURITY				
Customs and Quarantine	-			-
Civil Defense	-			-
TOTAL	-			-

Government of Guam
Consolidated Revenue/Expenditure Report
General Fund
As of October 31, 2013

<u>EXPENDITURES & ENCUMBRANCES</u>	<u>APPROPRIATIONS ¹</u>	<u>EXPENDITURES ²</u>	<u>ENCUMBRANCES</u>	<u>FUNDS AVAILABLE</u>
HEALTH				
Dept of Public Health & Social Services	20,328,191	671,782	7,262,958	12,393,451
DPHSS - MIP/Medicaid Program	29,839,354	7,344,487	37,742	22,457,125
DPHSS - Office of Minority Health	100,000			
Guam Behavioral Health and Wellness Center	12,373,523	265,809	360,316	11,747,398
Guam Behavioral Health and Wellness Center Outsourcing Services Providing Drug & Alcohol Detoxication, Rehab & Prevention	860,683	-	-	860,683
GBHWC Interpreter Services Contract	5,000	-	-	5,000
Guam Memorial Hospital Authority	2,894,340	-	-	2,894,340
Dept of Integ. Services for Indiv With Disabilities (DISID)	1,119,449	18,075	107,280	994,095
TOTAL	67,520,540	8,300,153	7,768,295	51,552,092
EDUCATION				
Department of Education Operations	185,743,256	-	-	183,743,256
DOE - Chamorro Studies Division	461,207	101,190	-	300,017
DOE - George Washington High School Track	350,000			
DOE - Y Kuentan Salappe Prinsipat	1,081,000			
DOE - Electronic Security Systems	800,000			
DOE Textbooks	1,500,000	-	-	1,500,000
University of Guam	25,616,712	2,134,726	-	23,481,986
UOG Scholarships (SSFAP)	3,599,358	299,946	-	3,299,412
UOG Aquaculture Development and Training Center	125,254	10,437	-	114,817
UOG WERI (Guam Hydro Survey)	182,694	15,224	-	167,470
UOG WERI (Water Resource Monitoring)	155,626	12,968	-	142,658
UOG Northern & Southern Soil & Water Conservation District Programs	149,384	12,448	-	136,936
UOG KPRG Ops	89,467	7,455	-	82,012
Guam Community College	14,261,859	1,188,488	-	13,073,371
GCC - LPN & Voc Guidance Programs	782,570	65,214	-	717,356
Guam Commission for Educator Certification	202,617	9,549	9,474	183,594
Guam Public Library	1,157,489	42,051	201,303	914,135
PBS Guam (Guam Educational Telecommunications Corp)	653,600	24,317	-	629,283
TOTAL	234,852,093	3,924,013	210,777	228,486,303

Government of Guam
Consolidated Revenue/Expenditure Report
General Fund
As of October 31, 2013

	<u>EXPENDITURES & ENCUMBRANCES</u>	<u>APPROPRIATIONS ¹¹</u>	<u>EXPENDITURES ¹²</u>	<u>ENCUMBRANCES</u>	<u>FUNDS AVAILABLE</u>
UTILITIES					
TOTAL					
FINANCE & ADMINISTRATION					
Department of Administration		4,404,360	318,085	665,670	3,420,005
DOA- Office of Technology		2,042,472	58,698	533,281	1,450,493
Government Claims Fund		100,000	-	-	100,000
DOA - Government Annual Single Audit		377,000	-	-	377,000
Residential Treatment Fund		1,100,000	-	-	1,100,000
Child in Custody - 19 GCA §511b		649,962	-	-	649,962
TOTAL		8,673,794	377,383	1,198,951	7,097,459
REVENUE & TAXATION					
Department of Revenue & Taxation		8,196,472	350,423	795,421	7,050,628
TOTAL		8,196,472	350,423	795,421	7,050,628
JUSTICE					
Office of the Attorney General		11,424,842	565,850	1,016,171	9,842,821
OAG - Prosecution Division Vacancies		317,665	-	-	-
OAG - Victims Witness Ayuda Services Program		55,466	-	-	-
TOTAL		11,817,973	565,850	1,016,171	9,842,821
NATURAL RESOURCES					
Department of Agriculture		1,976,053	104,834	7,094	1,864,124
Animal Shelter (GAIN)		94,955	-	-	94,955
TOTAL		2,071,008	104,834	7,094	1,959,079
LABOR					
Department of Labor		915,542	42,139	54,525	818,878
Worker's Compensation Fund		798,593	-	-	798,593
TOTAL		1,714,135	42,139	54,525	1,617,471

Government of Guam
Consolidated Revenue/Expenditure Report
General Fund
As of October 31, 2013

<u>EXPENDITURES & ENCUMBRANCES</u>	<u>APPROPRIATIONS ¹</u>	<u>EXPENDITURES ²</u>	<u>ENCUMBRANCES</u>	<u>FUNDS AVAILABLE</u>
TOURISM & CULTURE				
Guam Visitors Bureau	-	-	-	-
Guam Council on the Arts and Humanities	307,500	9,154	-	298,346
Department of Chamorro Affairs	945,564	46,701	145,645	753,218
TOTAL	1,253,064	55,855	145,645	1,051,564
HOUSING & ECONOMIC DEVELOPMENT				
DOA Administration Housing	-	-	-	-
TOTAL	-	-	-	-
TRANSPORTATION				
TOTAL	-	-	-	-
RECREATION				
Department of Parks & Recreation	2,918,842	109,143	317,721	2,491,979
TOTAL	2,918,842	109,143	317,721	2,491,979
JUDICIAL/LEGISLATIVE/OTHERS				
Mayor's Council of Guam	8,116,811	389,956	324,241	7,402,635
Mayor's Council- Public Safety & Social Education	416,860	-	15,500	401,360
Mayor's Council- Grounds Maintenance for Schools	419,093	-	-	419,093
Guam Legislature	7,446,635	620,553	-	6,826,082
Guam Legislature- Office of Finance and Budget	340,863	28,405	-	312,458
Unified Judiciary	23,341,184	1,945,100	-	21,396,084
Judiciary - Court Appl. Fees	745,433	100,000	-	645,433
Judiciary - Adult and Juvenile Drug Courts	967,765	80,647	-	887,118
Judiciary- Mental Health Court	100,000	8,500	-	91,500
Judiciary- Merit Bonus Payments	1,125,256	1,125,256	-	-
Public Defender Services Corp	3,661,522	-	-	3,661,522
Public Defenders - Merit Bonus Payments	35,354	-	-	-
Office of Public Accountability	1,254,327	67,821	-	1,186,506
TOTAL	47,971,103	4,366,218	339,741	43,229,790

Government of Guam
Consolidated Revenue/Expenditure Report
General Fund
As of October 31, 2013

	<u>APPROPRIATIONS¹</u>	<u>EXPENDITURES²</u>	<u>ENCUMBRANCES</u>	<u>FUNDS AVAILABLE</u>
MISCELLANEOUS APPROPRIATIONS				
Retirement (Health/Dental/Life Insurance)	19,678,759	954,335	-	18,724,424
Retirement (Medicare Premiums)	2,099,400	249,950	-	1,849,450
Retirement (Judges Annuities)	358,000	29,833	-	328,167
Retirement (Gov At Gov. Pensions)	251,000	20,917	-	230,083
DOA- Cost of Living Allowance	11,665,800	-	-	11,665,800
DOA- Supplemental Annuity Benefits Special Fund	9,660,000	-	-	9,660,000
Legislature - Capital District Fund	431,000	-	-	-
GPD- Guam Community Police Review Commission	150,000	-	-	-
DOA - GovGuam Competitive Wages Act of 2014	7,055,357	-	-	-
GMHA Pharmaceutical Fund	-	-	-	-
TOTAL	51,349,316	1,255,035	-	42,457,924
CONTINUING APPROPRIATIONS				
Limited Obligation Bonds (Section 30) PL30-1 & PL 30-7)	4,869,882	-	-	4,869,882
GDOE Series 2010A JPK Project	5,131,013	-	-	5,131,013
General Obligation Bonds, 2009 Series A	21,532,898	-	-	21,532,898
BPT Tax Bonds, Series 2011A	5,974,007	-	-	-
BPT Tax Bonds, Series 2012B	2,623,024	-	-	-
BPT Tax Bonds, Series 2013C	2,306,800	-	-	2,306,800
TOTAL	42,437,624	-	-	33,840,593
GRAND TOTAL	584,298,954	23,573,340	15,862,514	523,520,227

Footnotes:

- ¹ Pursuant to PL 32-068 and other GF appropriations noted per DOA.
- ² Actual Cumulative preliminary numbers provided by DOA to exclude X & Z accounts
- ³ GMHA Pharmaceutical Fund is a set-aside amount per Public Law 32-068